

Silver Diamine Fluoride Coverage

Silver Diamine Fluoride (SDF) Coverage

Dear AmeriHealth Caritas Provider:

Due to the success of our 2017 SDF pilot study and in an effort to address the urgent needs of children with significant caries, AmeriHealth Caritas District of Columbia (DC) is happy to announce that we will be providing a dental benefit to stabilize carious activity in children and adults until definitive services can be provided to address the caries.

SDF is approved by the U.S. Food and Drug Administration (FDA) for clinical treatment to reduce sensitivity and control the progression of active dental caries. The procedure code for treatment is D1354.

- This procedure is eligible for reimbursement twice per year per arch.
- Providers should indicate teeth treated (deciduous and/or permanent).

We appreciate your continued support of AmeriHealth Caritas DC by providing care for our members. Please contact us at 202-326-8921 with any questions you may have related to SDF.

Thank you,

Nathan Fletcher, D.D.S., Dental Director, AmeriHealth Caritas DC

Kelli Johnson, R.D.H., B.S., Dental Management

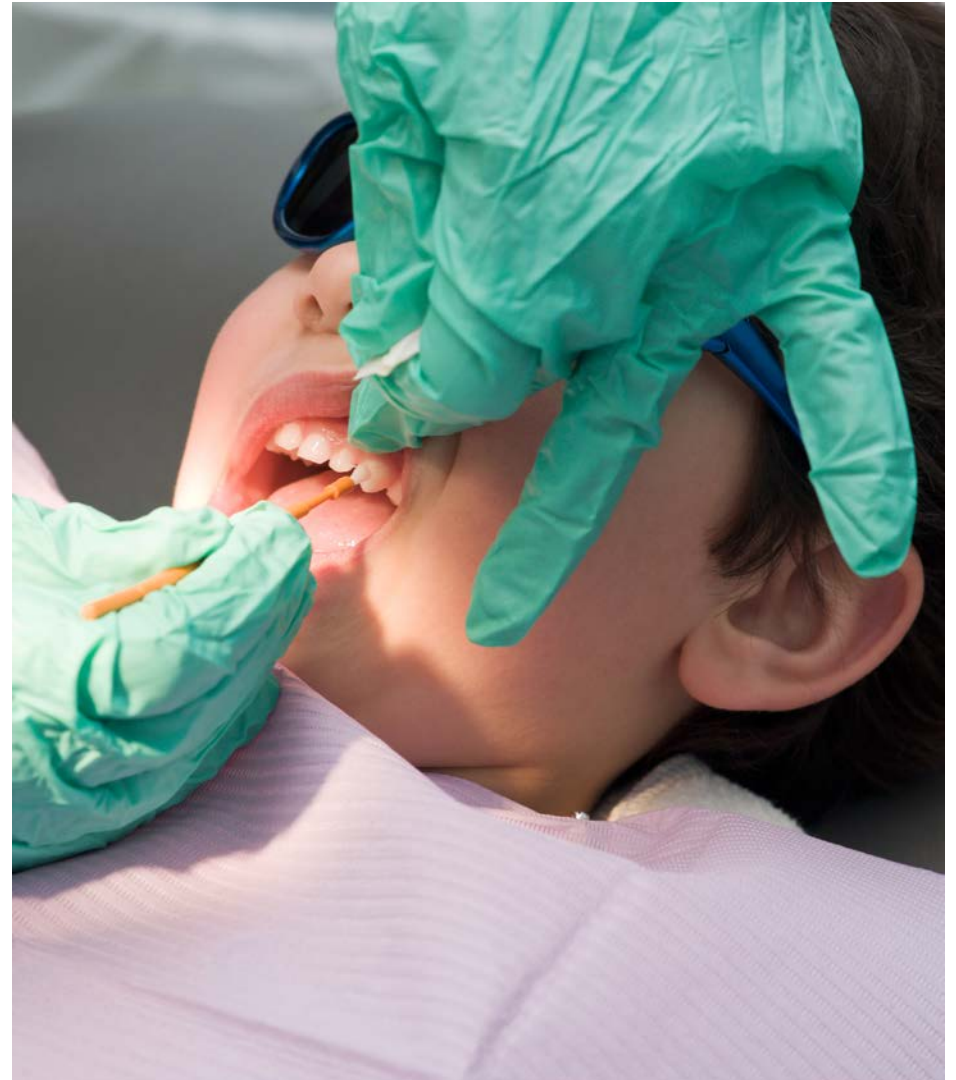
Protocol for SDF

Indications for use

- Extreme caries risk (xerostomia) or severe early childhood caries
- Treatment challenged by behavioral or medical management
- Patients with multiple carious lesions that may not be treated in one visit
- Carious lesions that are difficult to treat
- Patients without immediate access to dental care.
- Maximum dose 25 μ l (one drop) per 10 kg per treatment visit.

SDF contraindications

- Silver allergy
- Ulcerative gingivitis
- Stomatitis



Additional Resources on SDF

www.amerihealthcaritasdc.com/provider/resources/dental.aspx

www.youtube.com/watch?v=iPgcccl9qrsA (University of California, San Francisco (USCF) protocol for SDF application)

www.mmclibrary.com/IADR_2017_-_SDF.html?no_redirect=true

“Silver diamine fluoride is cleared by the FDA for marketing as a Class II medical device to treat tooth sensitivity. We are discussing off-label use as a drug to treat and prevent dental caries. This is a parallel situation to fluoride varnish, which has the same device clearance but is ubiquitously used off label by dentists and physicians as a drug to prevent caries. The same public health dentists who achieved the FDA device clearance are now applying for a dental caries indication. However, this is a more complicated process, normally only carried out by large pharmaceutical companies, and is likely to take longer.”¹

1. J. A. Horst, H. Ellenikiotis & P. L. Milgrom. “UCSF Protocol for Caries Arrest Using Silver Diamine Fluoride: Rationale, Indications and Consent.” California Dental Association Journal. Vol 44, January 2016.

Special Considerations

- Decayed dentin will darken (dark brown or black) as the carious lesions arrest
- SDF can stain the skin but will clear within two to three weeks due to natural skin exfoliation
- SDF can permanently stain clothing and dry surfaces (countertops)
- A coronal restoration may be considered after SDF treatment
- A saturated solution of potassium iodine can be used after SDF treatment to decrease color changes
- Reapplication is usually recommended biannually until the carious lesion is restored or arrested or the tooth exfoliates

Before SDF Treatment



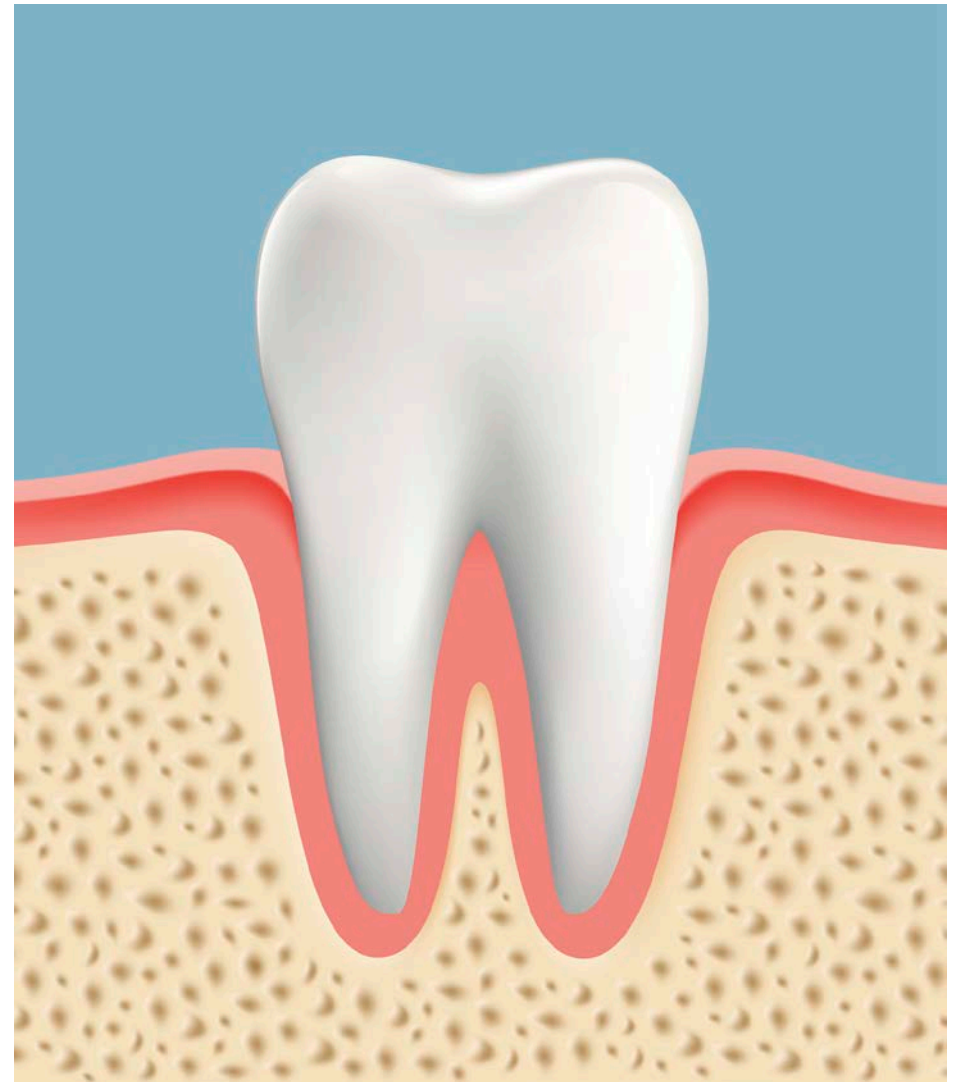
After SDF Treatment



Post-Procedural Instructions for Patient

Expectations

- Changes in tooth color to brown or black
- Hardened tooth structure
- Less sensitivity
- Less pain (if pain persists, contact dentist)
- Need for further dental appointments
- Reapplication of SDF
- Any dark color changes on gum or cheek disappearing within two weeks
- A healthier mouth as the treated bacteria (germs) fight off new unhealthy bacteria
- Happier child, parent or caregiver, and dentist



The following slide is for you to share with your patients.

All About Silver Diamine Fluoride (SDF)

What?

SDF is a clear liquid containing silver and fluoride that stops a cavity or tooth decay from getting worse.

Why?

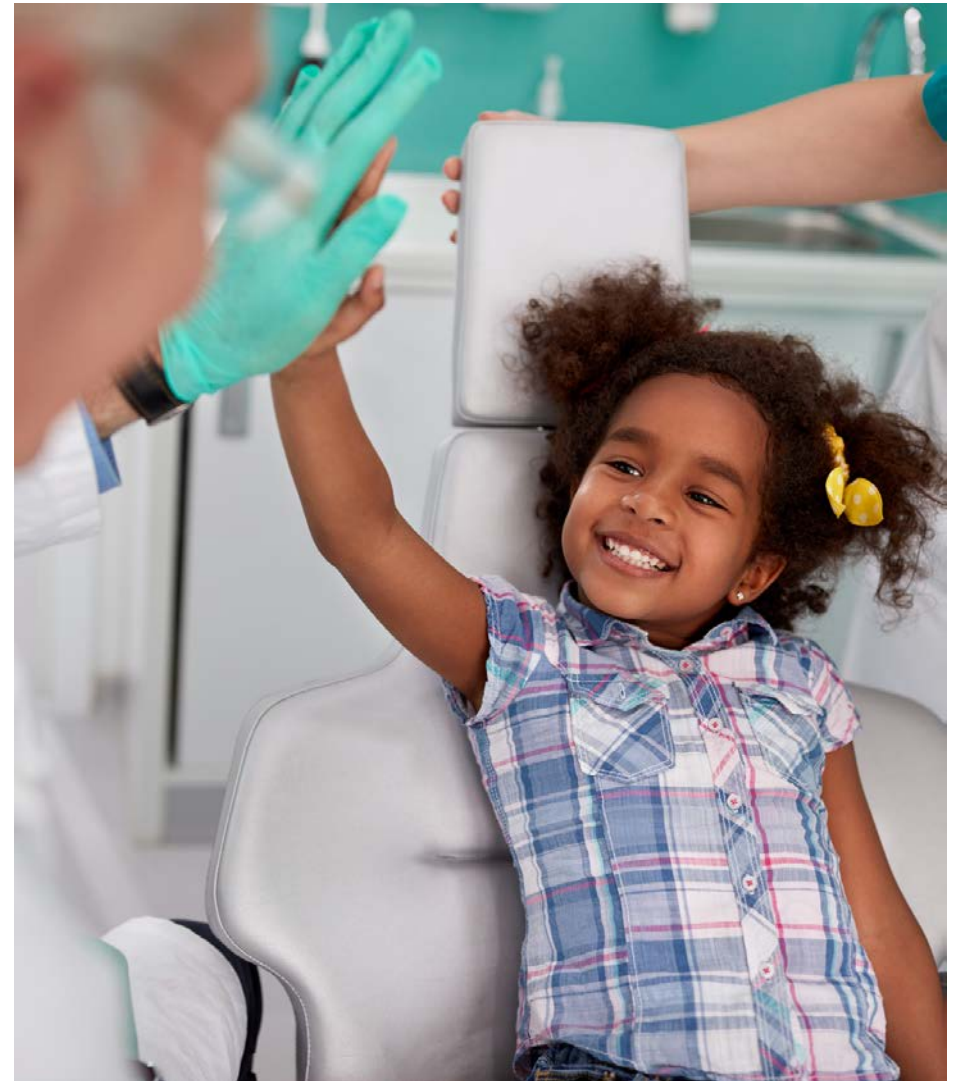
Cavities and tooth decay can hurt and make it harder to chew food. They can even lead to tooth loss and make a smile disappear. This tooth pain can cause children to do worse in school.

How?

SDF kills germs that cause cavities and tooth decay. It also makes the germs fight other germs to stop new cavities from forming.

Result

A brown or black area will form on the tooth where the cavity or tooth decay was. This area will be stronger and won't hurt anymore. The treated tooth then acts like a shield to protect other teeth.



More than
30 YEARS
of making
care the heart
of our **work.**



AmeriHealth *Caritas*
District of Columbia